

**SREE NARAYANA NURSING COLLEGE
STONEHOUSE PET, NELLORE
DEPARTMENT OF NURSING MANAGEMENT
FACULTY DEVELOPMENT PROGRAMME ON
TRANSFORMATIONAL LEADERSHIP AND EVIDENCE BASED
MANAGEMENT
30.03.2019**

Nursing Management Department has conducted faculty development program on Transformational leadership and evidence based management on 30.03.2019. The program commenced by bringing the spiritual feeling with the prayer song and followed by welcome song by II year M.Sc. Nursing Students. Welcome address was given by the B. Bhanu param Jyothi, HOD of Nursing Management, traditional lamp was lightened by the Dr. Indira.S. Principal, Narayana college of Nursing and V.Jayanthi principal, Sree Narayana Nursing College and the HODS of all departments.

Pre-test was conducted for 15mts. The programme started at 3 pm. A total of 41 members including faculties and M.Sc. Nursing students were attended the programme. Mrs. B. Bhanu Param Jyothi, HOD, Department of Nursing Management, delivered the introduction on Transformational leadership and evidence based management. Sessions were started with presentations by presenters.

Dr. Indira. S, Principal, Narayana College of Nursing, gave speech on introduction on Transformational leadership and evidence based management, how it can be applicable in nursing care and Nurse management.

Ms. Ramya, Asso. Professor, HOD, department of Child Health Nursing, discussed about Definition, Goal, Assumptions, and characteristics of transformational leadership.

Dr. Rajeswari.H, HOD, Department of Mental Health Nursing, has explained in-depth about the Transformational leadership process.

Mrs.Latha.A, Professor. HOD, Department of medical surgical nursing, has explained about the TL-behaviour, Dimensions and Steps for TL.

Mrs. B.Vanaja Kumari, HOD, Department of Nursing Education, presented a topic on Competencies of a TL & elements of trust.

Mrs. B. Bhanu Param Jyothi, Asst. Professor, discussed about Effects of TL on organizational structure & self-sacrifice and TL

Mrs. B.Kalpana, HOD, Department of Community Health Nursing, presented a topic on Values and value system in TL.

Ms. Elizabeth jamine, HOD, Department of Nursing foundation, presented a topic on TL and evidence based management.

Ms. Padma Priya, B.Sc(N), Tutor, discussed about the Benefits, limits, strengths and criticisms of TL.

At the end of all the presentation. **Dr. Indira.S** summarized the whole topic and involved the audience too by bringing out their opinions on the session. The program confined by distributing the certificates to all the presentors by Dr. Indira.S, principal. Post test was conducted. Vote of thanks was delivered by Ms. Padma Priya.M, tutor, and the program was ended with national anthem.

TABLE: 1 FREQUENCY AND PERCENTAGE DISTRIBUTION OF KNOWLEDGE ON TRANSFORMATIONAL LEADERSHIP AND EVIDENCE BASED MANAGEMENT AMONG ALL PARTICIPANTS.

N =41

S.NO	GRADE	PRE-TEST		POST TEST	
		F	%	F	%
1	A+	-	-	13	32
2	A	7	17	26	63
3	B	12	29	2	5
4	C	21	51	-	-
5	D	1	3	-	-

FIG: 1 PERCENTAGE DISTRIBUTION OF KNOWLEDGE ON TRANSFORMATIONAL LEADERSHIP AND EVIDENCE BASED MANAGEMENT AMONG ALL PARTICIPANTS

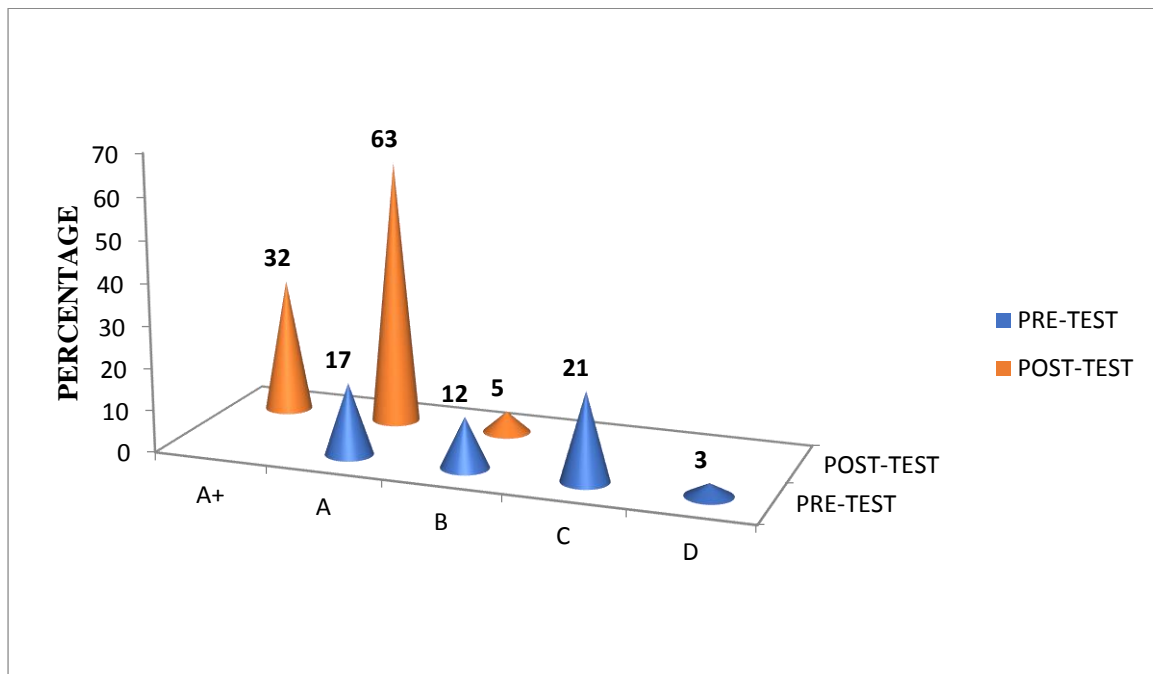


TABLE: 2 FREQUENCY AND PERCENTAGE DISTRIBUTION OF TRANSFORMATIONAL LEADERSHIP AND EVIDENCE BASED MANAGEMENT AMONG FACULTY

N =18

S.NO	GRADE	PRE-TEST		POST TEST	
		F	%	F	%
1	A+			9	50
2	A	3	17	7	39
3	B	7	39	2	11
4	C	8	44		
5	D				

FIG: 2 PERCENTAGE DISTRIBUTION OF KNOWLEDGE ON TRANSFORMATIONAL LEADERSHIP AND EVIDENCE BASED MANAGEMENT AMONG FACULTY

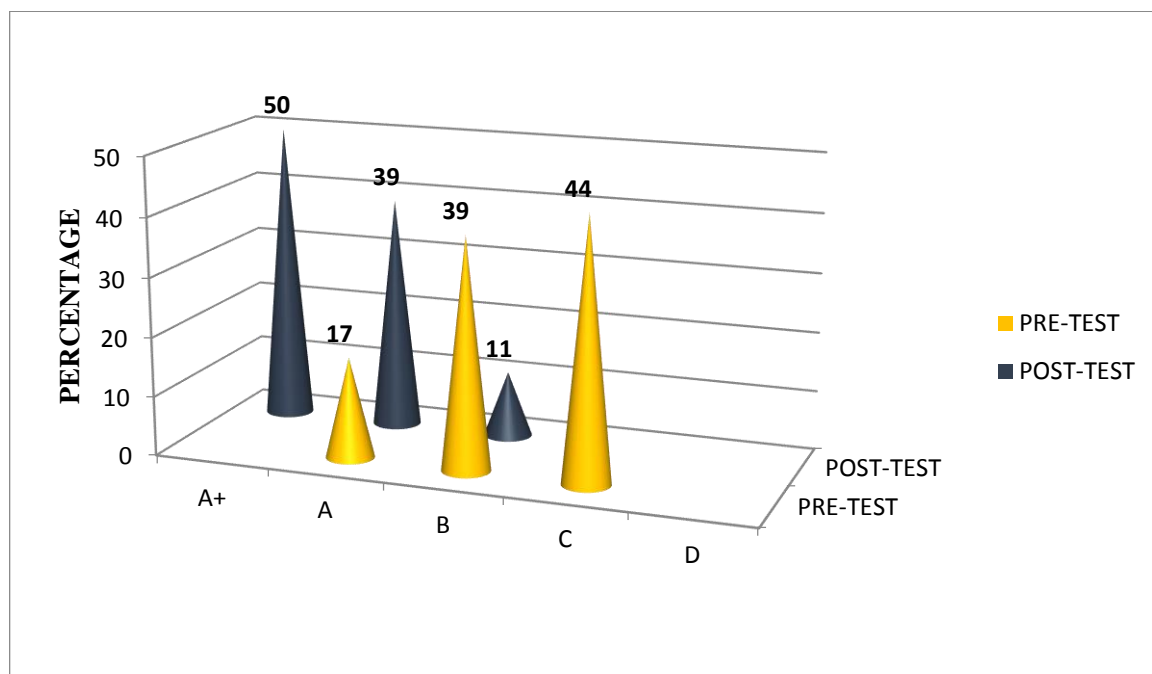


TABLE: 3 FREQUENCY AND PERCENTAGE DISTRIBUTION OF KNOWLEDGE ON TRANSFORMATIONAL LEADERSHIP AND EVIDENCE BASED MANAGEMENT AMONG I YEAR M.SC (N) STUDENTS

N = 09

S.NO	GRADE	PRE-TEST		POST TEST	
		F	%	F	%
1	A+	-	-	-	-
2	A	1	12	9	100
3	B	2	22		
4	C	6	66		
5	D	-	-	-	-

FIG: 3 PERCENTAGE DISTRIBUTION OF KNOWLEDGE ON TRANSFORMATIONAL LEADERSHIP AND EVIDENCE BASED MANAGEMENT AMONG I YR M.Sc. (N) STUDENTS

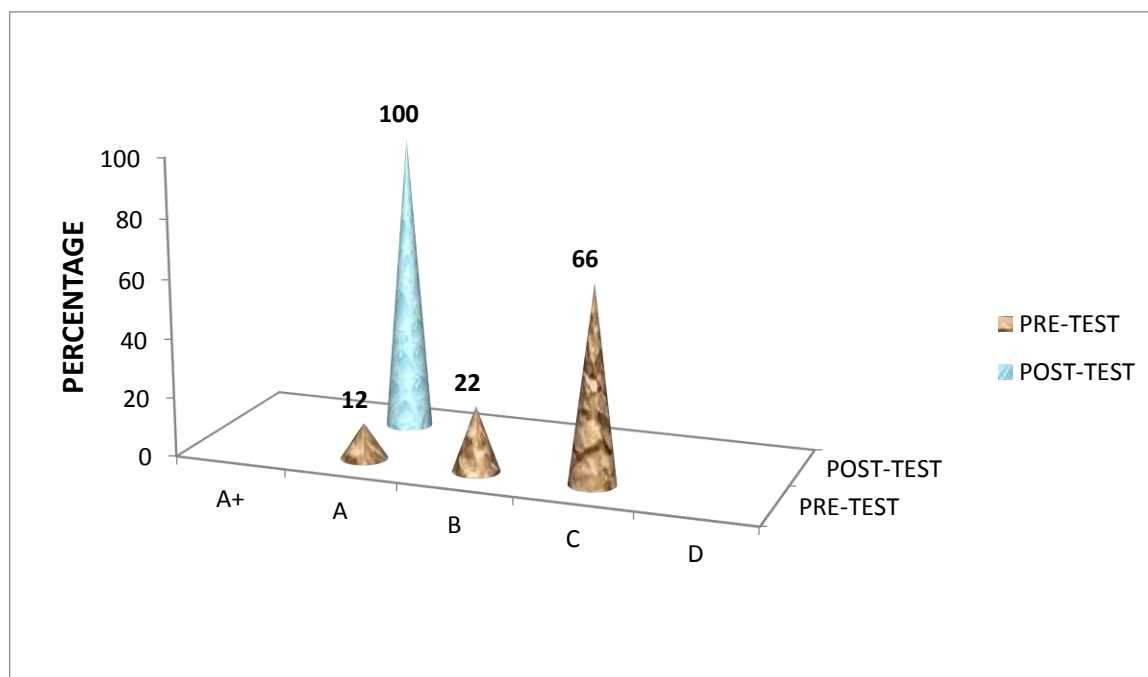


TABLE: 4 FREQUENCY AND PERCENTAGE DISTRIBUTION OF KNOWLEDGE ON TRANSFORMATIONAL LEADERSHIP AND EVIDENCE BASED MANAGEMENT AMONG II YEAR M.SC (N) STUDENTS

N = 14

S.NO	GRADE	PRE-TEST		POST TEST	
		F	%	F	%
1	A+	-	-	10	71
2	A	3	21.5	4	29
3	B	3	21.5	-	-
4	C	7	50	-	-
5	D	1	7	-	-

FIG: 4 PERCENTAGE DISTRIBUTION OF KNOWLEDGE ON TRANSFORMATIONAL LEADERSHIP AND EVIDENCE BASED MANAGEMENT AMONG II YR M.Sc. (N) STUDENTS

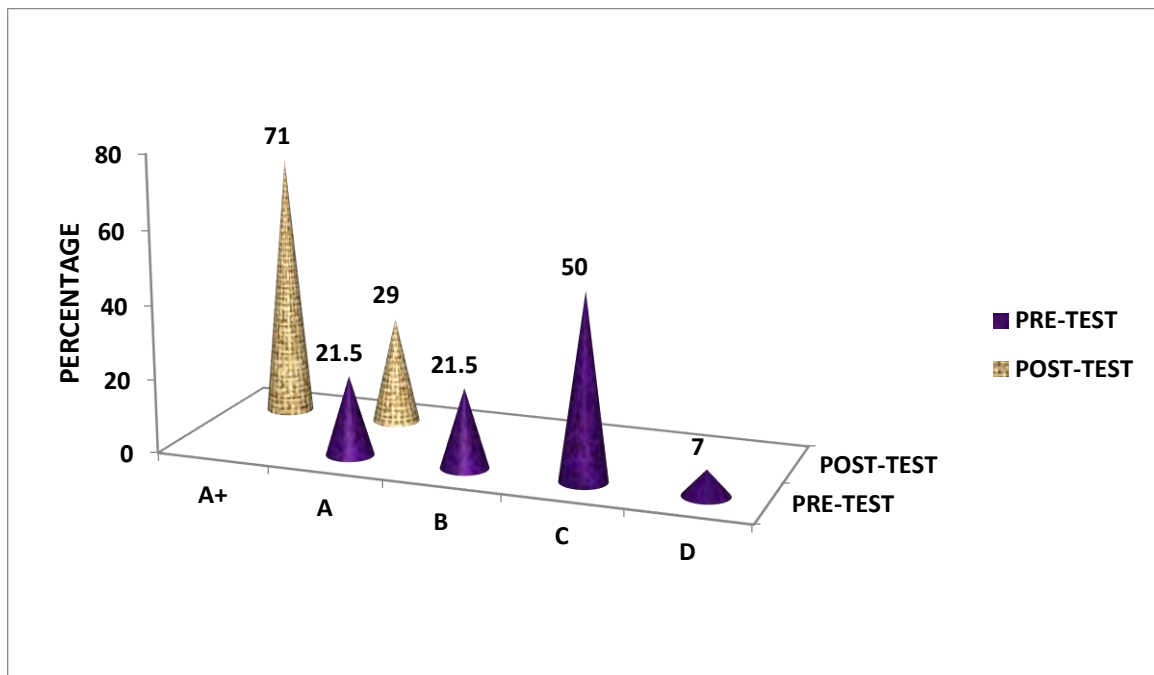


TABLE: 5 FREQUENCY AND PERCENTAGE DISTRIBUTION OF KNOWLEDGE ON TRANSFORMATIONAL LEADERSHIP AND EVIDENCE BASED MANAGEMENT AMONG I& II YEAR M.SC (N) STUDENTS

N = 23

S.NO	GRADE	PRE-TEST		POST TEST	
		F	%	F	%
1	A+	-	-	4	17
2	A	4	17	19	83
3	B	5	22	-	-
4	C	13	57	-	-
5	D	1	4	-	-

FIG: 5 PERCENTAGE DISTRIBUTION OF KNOWLEDGE ON TRANSFORMATIONAL LEADERSHIP AND EVIDENCE BASED MANAGEMENT AMONG I& II YEAR M.Sc. (N) STUDENTS

